

BRIGHT**SHELF**™

Simply a better light shelf.



BrightShelf™ Features:

- ~ Efficient and accurate distribution of light reduces “hot spots”
- ~ Deeper penetration of glare-free natural daylight
- ~ Shelf is easily rotated downward for cleaning, without the use of tools, and is resistant to dust collection
- ~ Lightweight construction can attach to virtually any window system and may be installed as close as 16” to the ceiling
- ~ Installed in single sections or continuous runs
- ~ No need for horizontal mullion separation of windows
- ~ Highly reflective surface directs more light into space
- ~ Prefabricated units are quick and easy to install
- ~ Sustainable design contributes to multiple LEED® credit strategies
- ~ Thin ogee curved profile is architecturally pleasing, and reduces likelihood of items placed on it
- ~ Built-in thermal expansion



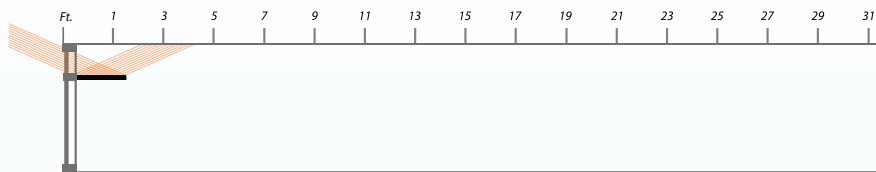
Continuous run installation

Benefits of Daylight:

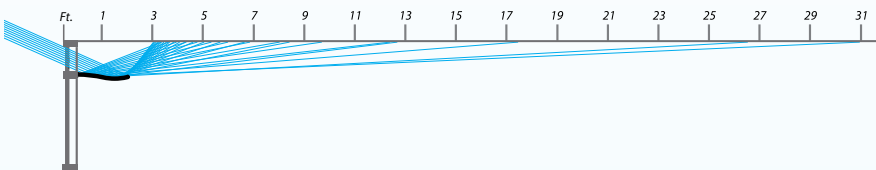
- ~ Reduction of energy consumption from electric lighting and HVAC
- ~ Improved occupant productivity, health, and reduction of employee absenteeism
- ~ Psychological connection to the outdoors
- ~ Increased retail sales
- ~ Faster patient recovery times
- ~ Increased student performance
- ~ Reduction of CO₂ emissions from power sources due to demand reduction



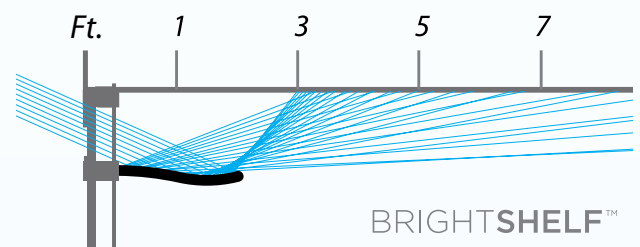
Traditional light shelf (A) versus BrightShelf (B)



(A) Traditional Light Shelf



(B) BRIGHTSHELF™



BRIGHTSHELF™

BrightShelf Patent Pending.

H&H Enterprises, Inc.
 12520 Grant Drive #100 | Thornton, CO 80241-2511
 (303)429-4847 | (303)429-0826 Fax
 info@brightshelf.com | www.brightshelf.com



Printed on at least 30% recycled stock.

Distributed By: